

## PACS Imaging Links in Haiku

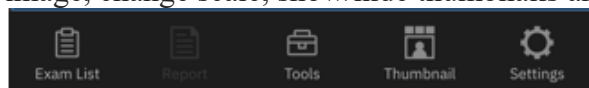
### The Basics

Providers using Haiku are now able to link directly to PACS images from the patient's Results section.

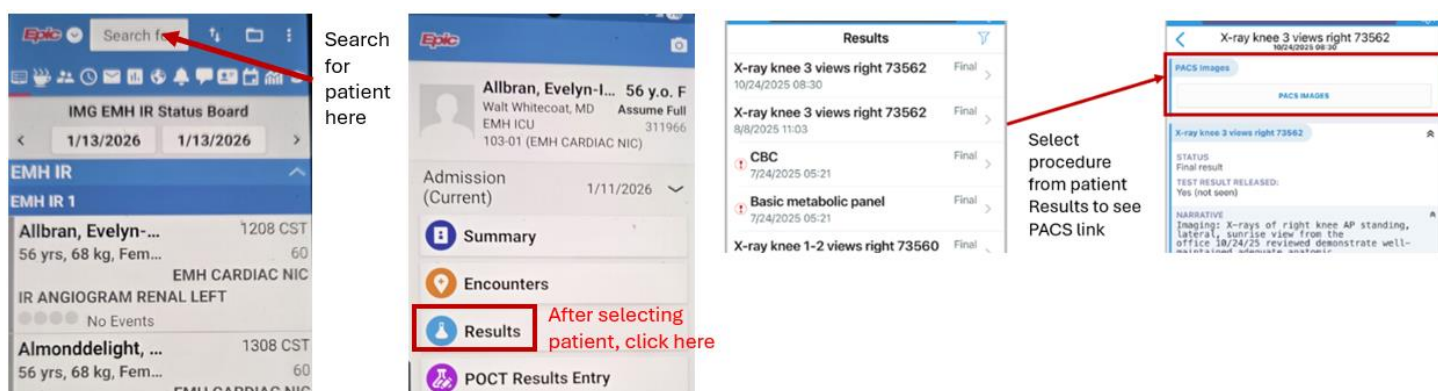
### Android Users

Android users can follow these steps to open PACS images:

- ⇒ Open Haiku on your mobile device.
- ⇒ Select **Search** at the top center of the screen to search for your patient using MRN or Patient Name.
- ⇒ Select the appropriate patient.
- ⇒ Click **Results**.
- ⇒ Select the study for which you wish to view the images.
- ⇒ Click the **PACS Images** button.
  - The toolbar at the bottom of the screen has tools and settings that allow you to adjust the image, change scale, show/hide thumbnails and more.




- ⇒ To exit the image viewer, click the **X** at the top right of the screen or use your device's back button.

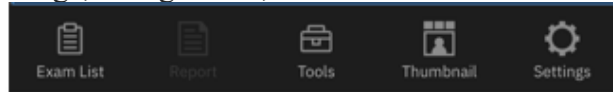


### iOS Users

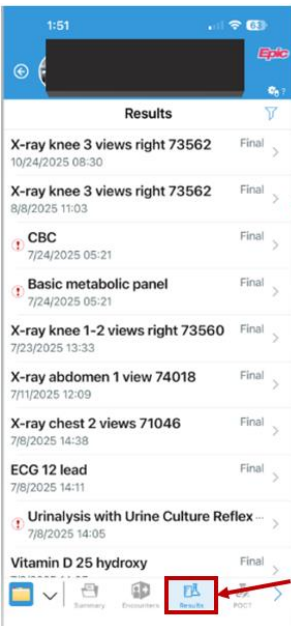
iOS users can follow these steps to open PACS images:

- ⇒ Open Haiku on your mobile device.
- ⇒ Click the ellipse at the lower right of the screen.
- ⇒ Select **Search** to search for your patient using MRN or Patient Name.
- ⇒ Select the appropriate patient.

- ⇒ From the Summary screen, select **Results**.
- ⇒ Select the study for which you wish to view the images.
- ⇒ Click the **PACS Images** button.
  - You may need to click the Safari (compass) icon to open images in a separate browser. This icon will appear at the bottom right of your screen. 
  - The toolbar at the bottom of the screen has settings and tools that allow you to adjust the image, change scale, show/hide thumbnails and more.

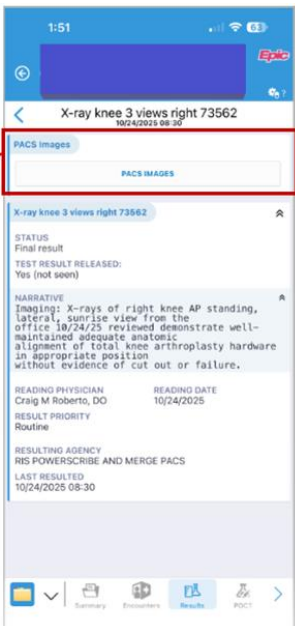


- ⇒ To exit the image viewer, select **Done** or swipe to close the browser.
  - *If swiping to close the browser, you will need to click the X at the top left to return to Haiku.*
- ⇒ **IMPORTANT NOTE:** iOS device users have reported that after opening the first set of images, subsequent attempts sometimes fail. If this happens, simply select the PACS Images button again after the failed attempt and the images should open as expected.



Select procedure from patient Results to see PACS link

After searching and selecting patient, click Results



iOS users may need to click link twice to successfully open images.

