

Use Haiku and Canto to be efficient and productive while on the go. From your smartphone or tablet, you can review clinical data and advisories, write notes and orders, and take care of other to-do's. These tools are designed to complement patient care at a workstation.

Haiku runs on iOS and Android smartphones. Canto runs on iPad.



REVIEW



Patient lists and schedule
Patient summary and Mark as Reviewed
Result push notifications
Encounters, notes, and results review
External data with Care Everywhere
BestPractice advisories
ED track board - iOS only

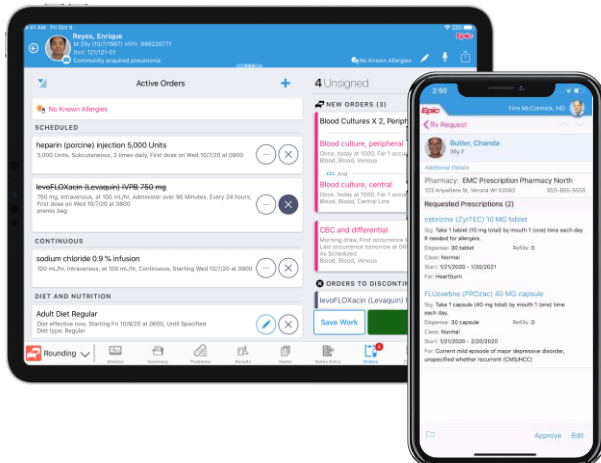
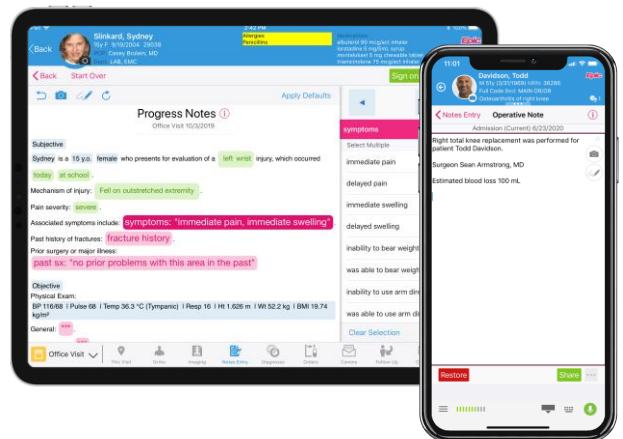


Defer BestPractice Advisory follow-ups to a workstation.

DOCUMENTATION



Notes Entry
Basic note templates and SmartTools
Dictate Later - Start your note at a workstation and finish up in Haiku
Visit documentation and Express Lanes - Visit Dx, LOS, follow-up, comms, and sign visit
Rounding tools and inpatient problem list



ORDERS



Outpatient orders (except controlled meds)
ED orders from Quick Lists
Basic inpatient orders from preference lists



Use a workstation to:

- Place Order Sets
- Manage preference lists
- Order controlled substances

If you can't sign orders, tap **Pend** or **Save Work**, and finish at a workstation



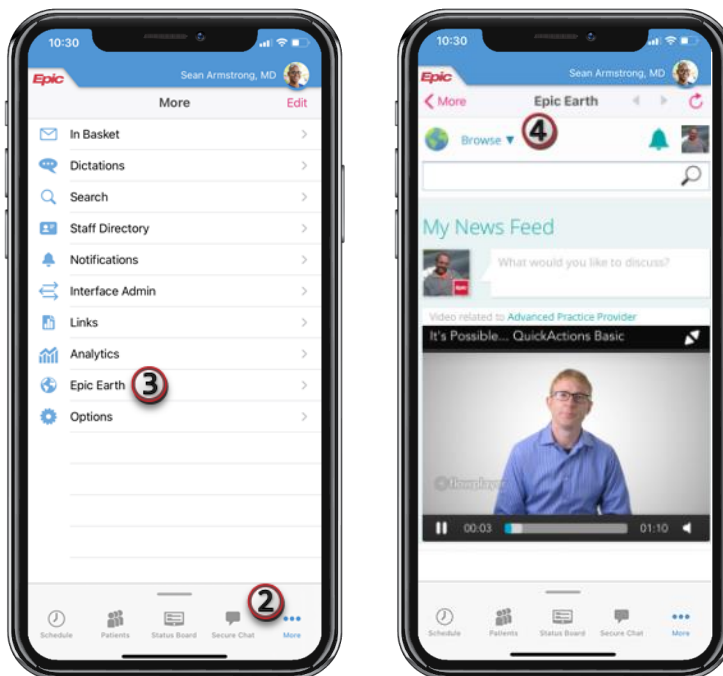
It's Possible...

on Haiku and Canto

Find out what you can do in mobile apps and get tips to be more efficient in just under 90 seconds.

To watch It's Possible videos in **Haiku**:

1. Open the Haiku app.
2. Tap **More** at the bottom right.
3. Tap **Epic Earth**.
4. Search for "Mobile."
5. Tap **Content** to browse the catalog of It's Possible videos.



In **Canto**:

1. Open the Canto app.
2. From the Dashboard, tap the Earth icon.
3. Search for "Mobile."
4. Tap **Content** to browse the catalog of It's Possible videos.

